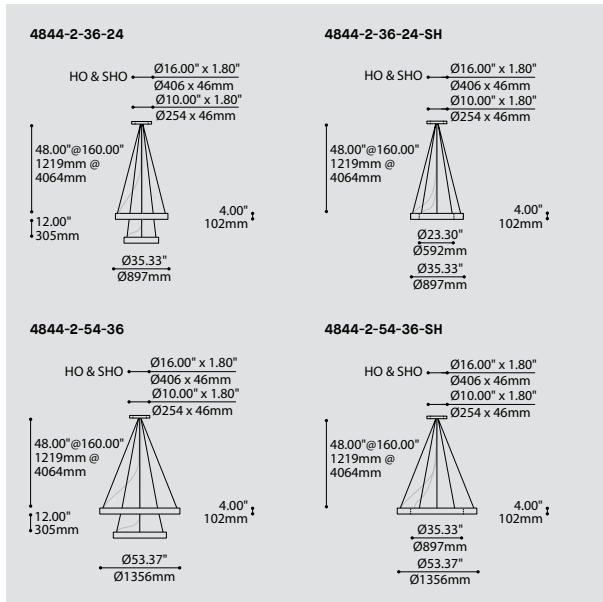



CYCLE LAYERS 4844-2

PROJECT PROJÉT
SPEC TYPE
NOTES



FINISH FINI



ORDERING SPECIFICATION	SPÉCIFICATION DE COMMANDE	CODE
MODEL MODÈLE		4844-2
4844-2	CYCLE LAYERS – 2 RINGS	
RINGS DIAMETER DIAMÈTRE D'ANNEAUX		
36-24	TOP RING 36" – BOTTOM RING 24"	
54-36	TOP RING 54" – BOTTOM RING 36"	
LIGHT SOURCE SOURCE LUMINEUSE		
LED	REGULAR OUTPUT	
LED.HO	HIGH OUTPUT	
LED.SHO	SUPER HIGH OUTPUT	
COLOR TEMPERATURE TEMPÉRATURE DE COULEUR		
27	2700K	
30	3000K	
35	3500K	
40*	4000K	
*LONGER LEAD TIME MAY APPLY. PLEASE CONTACT YOUR EUREKA REPRESENTATIVE FOR TUNEABLE WHITE. PLEASE CONTACT YOUR EUREKA REPRESENTATIVE		
COLOR RENDERING INDEX (CRI) INDICE DE RENDU DE COULEUR (IRC)		90
90	90+ CRI	
VOLTAGE VOLTAGE		
120V	120 VOLT	
277V	277 VOLT	
CONTROL OPTION OPTION DE CONTRÔLE		
DV	0-10V DIMMING (120V-277V)	
DP	PHASE DIMMING (120V ONLY)	
NLTAIR2*	NLIGHT AIR CONTROL GEN 2	
NLIGHT*	NLIGHT WIRED CONTROL	
*NLIGHT INTEGRATION REQUIRES A REMOTE POWER PACK (39NLAB FOR NLTAIR2 OR 39NLWB FOR NLIGHT). REFER TO NLIGHT GUIDE AND INSTALLATION SHEET FOR ALL REQUIREMENTS.		
CABLE CÂBLE		AC
AC	AIRCRAFT MOUNTING & CLEAR CABLE, FIELD ADJUSTABLE	
CABLE LENGTH LONGUEUR DE CÂBLE^(A)		
60	60" AIRCRAFT CABLE (STD LENGTH)	
**	CUSTOM AIRCRAFT CABLE LENGTH FROM 48" TO 160" (PLEASE SPECIFY)	
FOR OVERALL LENGTH, PLEASE CONTACT YOUR EUREKA REPRESENTATIVE		
^(A) ALL DISTANCES BETWEEN RINGS WILL BE 12" EXCEPT IF SAME HEIGHT OPTION IS SELECTED		
SAME HEIGHT RINGS OPTION OPTION D'ANNEAUX DE MÊME HAUTEUR		
SH	SAME HEIGHT RINGS OPTION / OPTION D'ANNEAUX À LA MÊME HAUTEUR	
MOUNTING OPTION OPTION DE MONTAGE		RC
RC	ROUND CANOPY / PAVILLON ROND FOR STANDARD: 10" CANOPY FOR HIGH AND SUPER HIGH OUTPUT: 16" CANOPY	
CANOPY FINISH FINI PAVILLON		
WHE	WHITE FINE TEXTURE	
ANTE	ANTHRACITE FINE TEXTURE	
GOL	GOLD	
RING FINISH FINI ANNEAU		
WHE	WHITE FINE TEXTURE	
ANTE	ANTHRACITE FINE TEXTURE	
GOL	GOLD	
RAL*	PLEASE SPECIFY RAL CODE * LONGER LEAD TIME MAY APPLY. PLEASE CONTACT YOUR EUREKA REPRESENTATIVE	
OPTIONAL INSIDE FINISH OF EXTERNAL RING FINI INTERNE OPTIONNEL DE L'ANNEAU EXTÉRIEUR		
BLU	BLUE	
RED	RED	
IF NO OPTION IS SELECTED, THE INSIDE FINISH OF THE EXTERNAL RING WILL BE WHITE ALL INSIDE FINISH OF RING WILL BE THE SAME		
ACCESSORY ACCESSOIRE		
39NLAA	NLIGHT AIR GEN 2 REMOTE POWER PACK	
39NLWA	NLIGHT WIRED REMOTE POWER PACK	

PRODUCT CHARACTERISTICS CARACTÉRISTIQUES DU PRODUIT

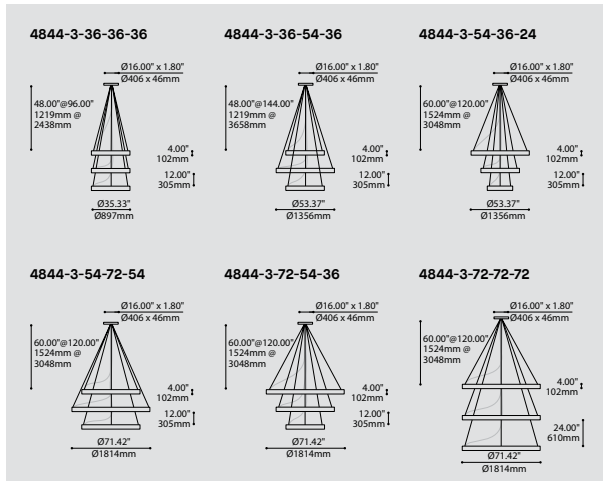



CYCLE LAYERS 4844-3

PROJECT PROJCT
SPEC TYPE
NOTES



FINISH FINI



PRODUCT CHARACTERISTICS CARACTÉRISTIQUES DU PRODUIT



ORDERING SPECIFICATION SPÉCIFICATION DE COMMANDE	CODE
MODEL MODÈLE	4844-3
4844-3	CYCLE LAYERS – 3 RINGS
RINGS DIAMETER DIAMÈTRE D'ANNEAUX	
36-36-36	TOP RING 36" – MIDDLE RING 36" – BOTTOM RING 36"
36-54-36	TOP RING 36" – MIDDLE RING 54" – BOTTOM RING 36"
54-36-24	TOP RING 54" – MIDDLE RING 36" – BOTTOM RING 54"
54-72-54	TOP RING 54" – MIDDLE RING 72" – BOTTOM RING 54"
72-54-36	TOP RING 72" – MIDDLE RING 54" – BOTTOM RING 36"
72-72-72	TOP RING 72" – MIDDLE RING 72" – BOTTOM RING 72"
LIGHT SOURCE SOURCE LUMINEUSE	
LED	REGULAR OUTPUT
LED.HO	HIGH OUTPUT
LED.SHO	SUPER HIGH OUTPUT
COLOR TEMPERATURE TEMPÉRATURE DE COULEUR	
27	2700K
30	3000K
35	3500K
40*	4000K
* LONGER LEAD TIME MAY APPLY. PLEASE CONTACT YOUR EUREKA REPRESENTATIVE FOR TUNEABLE WHITE. PLEASE CONTACT YOUR EUREKA REPRESENTATIVE	
COLOR RENDERING INDEX (CRI) INDICE DE RENDU DE COULEUR (IRC)	90
90	90+ CRI
VOLTAGE VOLTAGE	
120V	120 VOLT
277V	277 VOLT
CONTROL OPTION OPTION DE CONTRÔLE	
DV	0-10V DIMMING (120V-277V)
DP	PHASE DIMMING (120V ONLY)**
NLTAIR2*	NLIGHT AIR CONTROL GEN 2
NLIGHT*	NLIGHT WIRED CONTROL
** NOT AVAILABLE FOR THESE CONFIGURATIONS IN HIGH OR SUPER HIGH OUTPUT: 54-72-54, 74-54-36, 72-72-72	
*NLIGHT INTEGRATION REQUIRES A REMOTE POWER PACK (39NLAB FOR NLTAIR2 OR 39NLWB FOR NLIGHT). REFER TO NLIGHT GUIDE AND INSTALLATION SHEET FOR ALL REQUIREMENTS.	
CABLE CÂBLE	AC
AC	AIRCRAFT MOUNTING & CLEAR CABLE, FIELD ADJUSTABLE
CABLE LENGTH LONGUEUR DE CÂBLE (C)	
FOR RINGS DIAMETER 36-36-36	
60	60" AIRCRAFT CABLE (STD LENGTH)
**	CUSTOM AIRCRAFT CABLE LENGTH FROM 48" TO 96" (PLEASE SPECIFY)
FOR RINGS DIAMETER 36-54-36	
60	60" AIRCRAFT CABLE (STD LENGTH)
**	CUSTOM AIRCRAFT CABLE LENGTH FROM 48" TO 144" (PLEASE SPECIFY)
FOR RINGS DIAMETER 54-36-54 / 54-72-54 / 72-54-36 / 72-72-72	
60	60" AIRCRAFT CABLE (STD LENGTH)
**	CUSTOM AIRCRAFT CABLE LENGTH FROM 60" TO 120" (PLEASE SPECIFY)
FOR OVERALL LENGTH, PLEASE CONTACT YOUR EUREKA REPRESENTATIVE	
(C) ALL DISTANCES BETWEEN RINGS WILL BE 12". IF RING DIAMETER 72-72-72 IS SELECTED, DISTANCE WILL BE 24".	
MOUNTING OPTION OPTION DE MONTAGE	RC
RC	ROUND CANOPY / PAVILLON ROND 16" CANOPY
CANOPY FINISH FINI PAVILLON	
WHE	WHITE FINE TEXTURE
ANTE	ANTHRACITE FINE TEXTURE
GOL	GOLD
RING FINISH FINI ANNEAU	
WHE	WHITE FINE TEXTURE
ANTE	ANTHRACITE FINE TEXTURE
GOL	GOLD
RAL*	PLEASE SPECIFY RAL CODE
* LONGER LEAD TIME MAY APPLY. PLEASE CONTACT YOUR EUREKA REPRESENTATIVE	
OPTIONAL INSIDE FINISH OF EXTERNAL RING FINI INTERNE OPTIONNEL DE L'ANNEAU EXTÉRIEUR	
BLU	BLUE
RED	RED
IF NO OPTION IS SELECTED, THE INSIDE FINISH OF THE EXTERNAL RING WILL BE WHITE ALL INSIDE FINISH OF RING WILL BE THE SAME	
ACCESSORY ACCESSOIRE	
39NLAA	NLIGHT AIR GEN 2 REMOTE POWER PACK
39NLWA	NLIGHT WIRED REMOTE POWER PACK

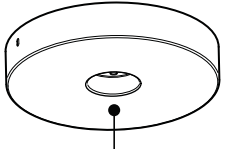


SPECIFICATION

CYCLE LAYERS 4844-XX

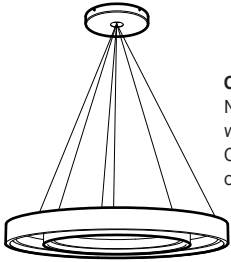


EASY INSTALLATION
Mounts to standard junction box with added mounting points to reinforce installation

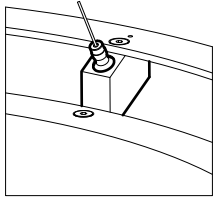


SIMPLE
Large canopy with plenty of room to house all electrical components for quick assembly

CENTER PIECE
Matte black recessed center hole to hide mounting hardware

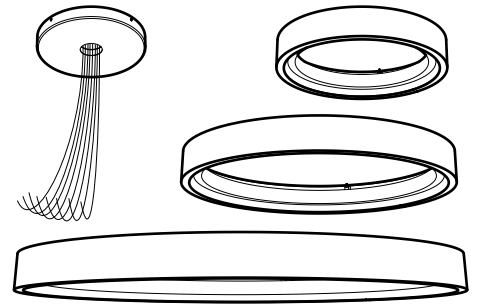
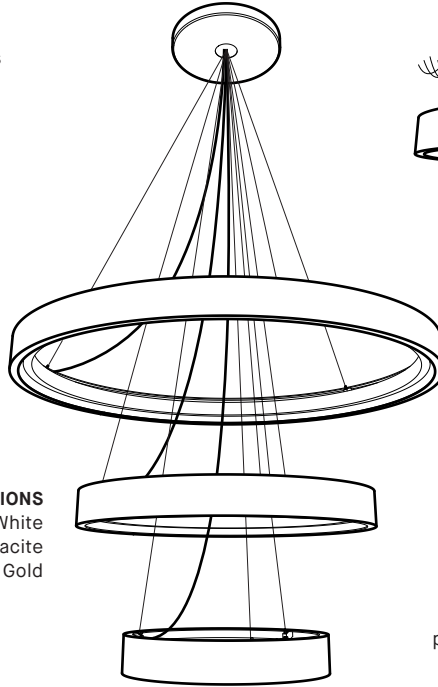


CONFIGURATIONS
Numerous 2 & 3 rings options with different sizes
Color & REG, HO & SHO options available

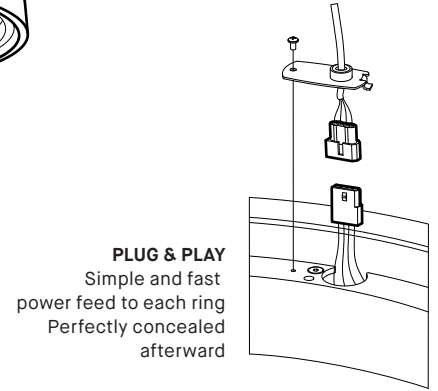


SWIVELABLE GRIPPERS
Integrated in each ring
Facilitate leveling at luminaire height
Locking mechanism to prevent accidental cable re-adjustment

RING FINISH OPTIONS
1) White
2) Anthracite
3) Gold



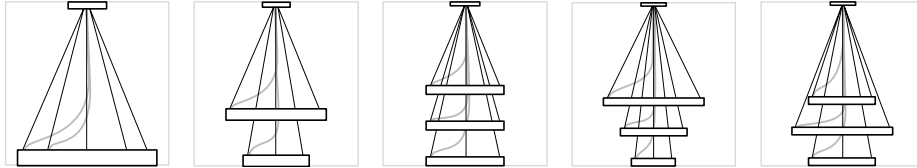
EASY ON-SITE INSTALLATION
Rings can easily be attached to canopy with the help of swivelable grippers and plug & play components



PLUG & PLAY
Simple and fast power feed to each ring
Perfectly concealed afterward

CONFIGURATION OPTIONS:

4844-2-36-24-SH 4844-2-36-24 4844-3-36-36-36 4844-3-54-36-24 4844-3-36-54-36
4844-2-54-36-SH 4844-2-54-36 4844-3-72-72-72 4844-3-72-54-36 4844-3-54-72-54



PRODUCT SPECIFICATION

PERFORMANCE

	RING-24 REG/HO/SHO	RING-36 REG/HO/SHO	RING-54 REG/HO/SHO	RING-72 REG/HO/SHO
SYSTEM WATTAGE	19.2 W / 40.7 W / 62.4 W	30.5 W / 76.8 W / 62.4 W	48.3 W / 108 W / 165.3 W	64.9 W / 128.8 W / 199.9 W
DELIVERED LUMENS (4000K) WHE	1343 / 2722 / 3428	2276 / 5220 / 6586	3663 / 7462 / 10596	5059 / 9924 / 14756
DELIVERED LUMENS (4000K) ANTE OR GOL	961 / 1944 / 2449	1518 / 3478 / 4382	2544 / 5181 / 7371	3611 / 7104 / 10560

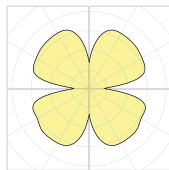
OTHER INFORMATION

RING'S WEIGHT	15LBS / 7KG	21 LBS / 10 KG	33LBS / 15KG	45LBS / 20 KG
L70 (LUMEN MAINTENANCE)	60 000 HRS	60 000 HRS	60 000 HRS	60 000 HRS

EFFICACY MULTIPLIERS

CRI	CCT	FACTOR
90+	4000K	1.00
90+	3500K	0.96
90+	3000K	0.92
90+	2700K	0.87

LIGHT DISTRIBUTION



Visit our website for warranty terms and conditions.

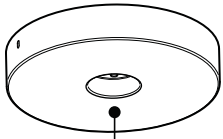


TECHNICAL DATA

CYCLE LAYERS 4844-XX

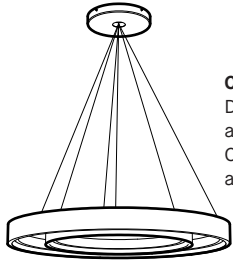


INSTALLATION FACILE
S'installe sur une boîte de jonction standard avec renforcement latéral

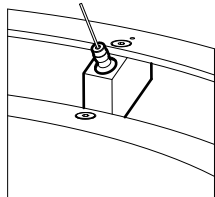


SIMPLE
Pavillon large avec espace interne nécessaire pour toutes les composantes électriques pour une installation rapide

PIÈCE CENTRALE
Trou encastré avec finition noire matte pour dissimuler l'installation des câbles

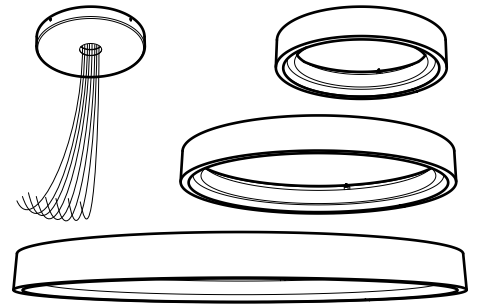
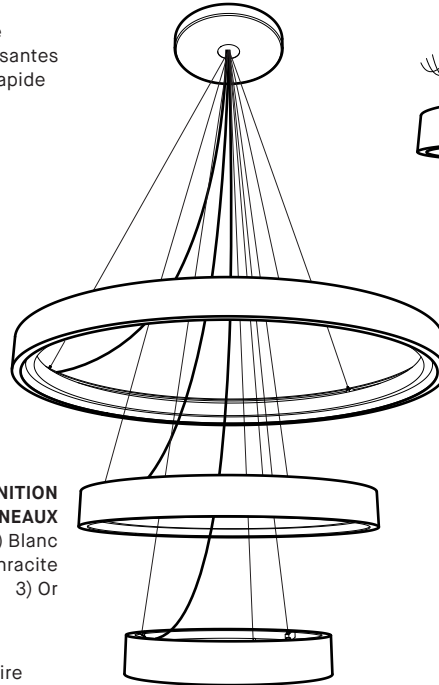


CONFIGURATIONS
De nombreuses options à 2 et 3 anneaux sont possibles
Couleurs et haute performance aussi disponibles

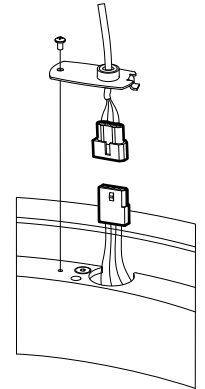


SUPPORT PIVOTANT
Intégré à tous les anneaux
Facilite le nivellement au niveau du luminaire
Mécanisme de blocage pour éviter le désajustement des câbles

OPTIONS POUR FINITION DES ANNEAUX
1) Blanc
2) Anthracite
3) Or



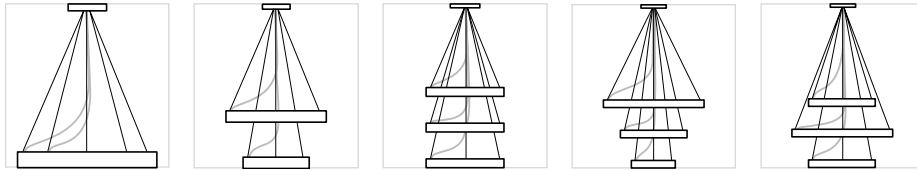
MONTAGE FACILE
Installation par étapes faciles du pavillon et des anneaux séparément



BRANCHEMENT RAPIDE
Simple branchement de chacun des anneaux
Parfaitement dissimulé par la suite

OPTIONS CONFIGURATION:

4844-2-36-24-SH 4844-2-36-24 4844-3-36-36-36 4844-3-54-36-24 4844-3-36-54-36
4844-2-54-36-SH 4844-2-54-36 4844-3-72-72-72 4844-3-72-54-36 4844-3-54-72-54



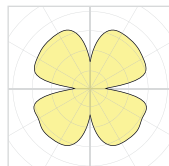
SPÉCIFICATION PRODUIT

	ANNEAU-24 REG/HO/SHO	ANNEAU-36 REG/HO/SHO	ANNEAU-54 REG/HO/SHO	ANNEAU-72 REG/HO/SHO
PERFORMANCE				
PUISSANCE TOTALE	19.2 W / 40.7 W / 62.4 W	30.5 W / 76.8 W / 62.4 W	48.3 W / 108 W / 165.3 W	64.9 W / 128.8 W / 199.9 W
LUMENS RÉELS (4000K) WHE	1343 / 2722 / 3428	2586 / 5932 / 7484	3663 / 7462 / 10596	5059 / 9924 / 14756
LUMENS RÉELS (4000K) ANTE OU GOL	961 / 1944 / 2449	1725 / 3952 / 4979	2544 / 5181 / 7371	3611 / 7104 / 10560
AUTRES INFORMATION				
POIDS	15 LBS / 7 KG	21LBS / 10KG	33 LBS / 15 KG	45 LBS / 20 KG
L70 (LUMEN MAINTENANCE)	60 000 HRS	60 000 HRS	60 000 HRS	60 000 HRS

FACTEUR D'EFFICACITÉ

IRC	CCT	FACTEUR
90+	4000K	1.00
90+	3500K	0.96
90+	3000K	0.92
90+	2700K	0.87

DISTRIBUTION LUMINEUSE



Visitez notre site Web pour les termes et conditions.



DONNÉES TECHNIQUES